



Weed WARRIORS

The word "Weed" is written in a large, dark blue, cursive font. The word "WARRIORS" is written in a large, bold, green, sans-serif font. A green vine with several leaves is wrapped around the letters of "Weed". A grey shovel with a dark blue handle is positioned behind the letters of "WARRIORS".

Level 1 Invasive Vine Identification Cards

Visit pgparks.com/volunteer to see all the volunteer opportunities available and to sign up.
We look forward to seeing you!

Level 1 Invasive Vine Identification Cards










Invasive plants are quietly dismantling the health of our urban forests. Invasive vines can smother native trees, degrade wildlife habitat, and destabilize ecosystems that ultimately affect the health of the Chesapeake Bay. The Weed Warrior Volunteer Program empowers community members to fight back by learning how to identify and remove priority invasive plants from local parklands. These identification cards introduce Level 1 invasive vines and provide identification information for our 'Big Six' priority invasive vine species.



To learn more about the Weed Warrior program, please visit: pgparks.com/weed-warrior or scan the QR code.

Icon Key

-  Leaf
-  Flowering Season
-  Fruit Season
-  Bark Example
-  Identification Notes
-  Control Tips
-  Hazard Warnings

Weed Warrior Level 1: English & Irish Ivy



English & Irish Ivy

(Hedera helix / hibernica)

 Evergreen, alternate

 Fall

 Mid-late winter

English & Irish Ivy (*Hedera helix / hibernica*)



Identification

- ✓ Thick, waxy leaves
- ✓ White veins
- ✓ Brown, hairy root



Control

- ✓ Pull up roots
- ✓ Cut window out of stem
- ✓ Apply herbicide (if permitted) to cut
- ✓ **DO NOT** pull from tree




Hazards

- ✓ Rash
- ✓ Do not compost
- ✓ Resprouts
- ✓ Reroots

Lookalikes

- Poison ivy has 3 leaflets per stem and red, hairy roots. Leaves are deciduous. Fruits are white.



Native poison ivy

Weed Warrior Level 1: Japanese Honeysuckle



Japanese Honeysuckle

(*Lonicera japonica*)

 Deciduous, opposite

 April-June (fragrant)


 Late summer-fall



Photo by
James Miller CC BY-NC 3.0

Japanese Honeysuckle (*Lonicera japonica*)



Identification

- ✓ Egg-shaped leaves; young leaves have lobes
- ✓ Often grows upright
- ✓ Pith (center stem) hollow
- ✓ Fragrant white/yellow flowers
- ✓ Black fruit



Control

- ✓ Pull up roots
- ✓ Cut window out of stem
- ✓ Apply herbicide (if permitted) to cut
- ✓ DO NOT pull from tree



Hazards

- ✓ Bag fruits
- ✓ Resprouts

Lookalikes

- Native trumpet honeysuckle has reddish-orange flowers.
- Terminal (end) leaf on native is fused like a circle around the stem.




Native trumpet honeysuckle

Weed Warrior Level 1: Mile-a-Minute



Mile-a-Minute / Teardthumb

(*Persicaria perfoliata*)

 Deciduous, alternate

 Summer

 Fall



Photo by
Katja Schulz CC BY-SA 2.0



Photo by
Matt Reinbold CC BY-SA 2.0



Photo by
Dalgial CC BY-SA 3.0

Mile-a-Minute / Tearthumb

(Persicaria perfoliata)



Identification

- ✓ Triangular leaves
- ✓ Hooked barbs on stalks
- ✓ Last leaf circular
- ✓ Pink/blue fruit



Control

- ✓ Pull off shrubs and trees
- ✓ Try to pull up roots and bag if fruits present
- ✓ Do not pull plants after September (plant will soon be dead)



Hazards

- ✓ Do not compost
- ✓ Has barbs

Lookalikes

- Plant is distinct; look for triangle-shaped leaves and many barbs on stem.




Photo by
Jim Moore CC by NC 2.0

Weed Warrior Level 1: Oriental Bittersweet



Oriental Bittersweet

(Celastrus orbiculatus)

 Deciduous, alternate

 Late spring

 Late summer–winter



Photo by
Kadee M. Gilbert CC BY-NC 2.0



Photo by
walker9853 CC BY-NC 2.0

Oriental Bittersweet (*Celastrus orbiculatus*)



Identification

- ✓ Round leaves with pointed tips
- ✓ Red fruits with orange-yellow covers



Control

- ✓ Pull up roots
- ✓ Cut window out of stem
- ✓ Apply herbicide (if permitted) to cut
- ✓ **DO NOT pull from tree**



Hazards


- ✓ Bag fruits
- ✓ Do not compost
- ✓ Resprouts

Lookalikes

- Native bittersweet is uncommon but can resemble Oriental Bittersweet.
- Check out the resource on Bplants.com to compare the two.



Weed Warrior Level 1: Porcelain-berry



Porcelain-berry

(*Ampelopsis glandulosa*
var. *brevipedunculata*)

 Deciduous, alternate

 June–August

 September–October

Porcelain-berry

(*Ampelopsis glandulosa* var. *brevipedunculata*)



Identification

- ✓ Heart-shaped or lobed leaves
- ✓ Fruit can be purple, pink, and/or blue



Control

- ✓ Pull up roots
- ✓ Cut window out of stem
- ✓ Apply herbicide (if permitted) to cut
- ✓ **DO NOT** pull from tree



Hazards

- ✓ Bag fruits
- ✓ Resprouts


Lookalikes

- Native grape vines have dark brown, shaggy bark.
- Porcelain-berry bark is ridged but not shaggy.
- Flowers and fruit on native grape droop downward.



Native Grape Bark

Weed Warrior Level 1: Wintercreeper



Wintercreeper (*Euonymus fortunei*)

 Evergreen, opposite

 Summer

 Fall

 Photo by
Deanna CC BY-NC 2.0

 Photo by
Ashley Bradford CC BY-NC 2.0

 Photo by
Chuck Cantley CC BY-NC 2.0

Wintercreeper (*Euonymus fortunei*)



Identification

- ✓ Thick, waxy leaves with teeth on edges
- ✓ Light-colored veins
- ✓ Sometimes mottled color



Control

- ✓ Pull up roots
- ✓ Cut window out of stem
- ✓ Apply herbicide (if permitted) to cut
- ✓ **DO NOT pull from tree**



Hazards

- ✓ Do not compost
- ✓ Resprouts
- ✓ Reroots

Lookalikes

- Young plants can resemble native strawberry-bush.
- Wintercreeper leaves are egg-shaped (left).
- Strawberry-bush leaves are elliptical (right).



Photo by
Carrie Seltzer
CC by NC 2.0



Photo by
Susan Caldwell
CC by NC 2.0

Weed Warrior Level 1: Comparison

English & Irish Ivy

LEAVES



ROOTS



Poison Ivy



Weed Warrior Level 1: Comparison

Wintercreeper

LEAVES



FRUITS



Photo by
Carrie Seltzer CC BY-NC 2.0

Strawberry-bush



Photo by
Susan Caldwell CC BY-NC 2.0